

VALVE EXERCISERS



See the ValveMaster in action on our website at www.wheelerrex.com

INVENTED BY: WHEELER REX



Patent #5,810,051

Free CD Available!

98000 VALVEMASTER PORTABLE VALVE EXERCISER

ValveMaster portable valve exerciser delivers 0-600 ft. lbs. of torque with finger tip control. All torque absorbed by frame to protect the operator. Powered by 13 hp. B&S Vanguard engine (Honda Optional). Standard features include digital counter, 2" ball hitch coupling, 4.80 x 12" wheels and auxiliary connections for use as hydraulic power source for other tools.

(Type II 8 gpm, 2000 psi) 8ft telescoping key included550 lbs. (250kg)

98001 Same as 98000, except with Honda engine.....

98002 Same as 98000 with reversible counter

98003 Same as 98001 with reversible counter

Note: 8 foot is the maximum key length recommended for optimal performance.

VALVE EXERCISER / POWER DRIVE

The 68 series valve exerciser offers high performance in a compact, lightweight package. A wide variety of adapters are available for multiple uses. 115V, 1/2 hp., 6 amps, 250 ft. lbs.

68115 Power Drive only – For use with adapters below.....37 lbs. (17kg)

681150 Power Drive with 13964.....44 lbs. (20kg)

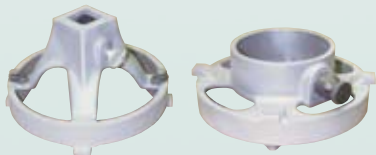


Other voltages may be available upon request.

13964 Torque limiting adapter with counter and 1" square drive. 0-250 ft. lbs. Shipping Weight.....7 lbs. (3.2kg)

10709 1" square female adapter Shipping Weight.....3 lbs. (1.4kg)

10696 Adapter for 12R drop head dies Shipping Weight.....3 lbs. (1.4kg)

701061 Electric Counter Assembly



10709

10696

8806 6 FT. TELESCOPING VALVE KEY

Packed into a convenient 24" carrying case. Quick disconnect pull pins make adjustments fast and easy. Both a manual handle and a 1" square power adapter are included. 2" square female drive fits most standard valves. Telescopes to 6 ft.22 lbs. (10kg)

8808 8 FT. TELESCOPING VALVE KEY

Packed into a convenient 24" carrying case. Quick disconnect pull pins make adjustments fast and easy. Both a manual handle and a 1" square power adapter are included. 2" square female drive fits most standard valves. Telescopes to 8 ft.23 lbs. (10.5kg)

88024 2 FT. EXTENSION

To extend your 6' key into an 8' key.....9 lbs. (4.1kg)

